


Early Years - Learning at Home

January 2021



Play and Talk is all you need.



Things to remember

- Everyday real life tasks are good learning experiences.
- Play and talk is all you need.
- See the world through your child's eyes, to a child the world is still a wonder and something to explore and learn about.
- You have been doing this job since they day they were born, you do not have to become a teacher during this time.
- Let the children lead - it might get messy but that is OK.
- Do not let social media, websites, resources etc. become a burden or a standard to live up to—they are just ideas to support you, not an expectation.
- Have fun and enjoy this time talk, listen, read, laugh, sing, dance, play, cuddle!

Learning from Home

While your nursery is only physically open to children of key-workers and our most vulnerable children we will be supporting your child's learning through providing a selection of suggested areas to explore with your child, all based around a story you can access online.

However, we would like to stress that these are optional and are there to be a support not a burden. At home your child will learn from you through talking, listening, helping and playing with you.

These will (on purpose) be mostly things you might do anyway with resources you already have, but you may not know how rich they are in learning for your child. They are just ideas for if you are stuck or wondering what to do, so please pick and choose.

We are all here to help, always just get in touch with your nursery.

Inside this Issue:

Blown Away by Rob Biddulph

Listen to the Story	1
Make a Kite	2
Counting & Sorting	3
Make Up an Adventure Story	4
Kite Sandwiches	5

Other Useful General Resources:

Parent Club— <https://www.parentclub.scot/>

Play Scotland— <https://www.playscotland.org/parents-families/>

Education Scotland Parentzone— <https://education.gov.scot/parentzone/learning-at-home/covid19/be-at-the-heart-of-your-child-s-learning-during-covid-19/>

BBC— <https://www.bbc.co.uk/bitesize>

Bumps to Bairns—<https://bumps2bairns.com/>

Julia Donaldson home learning packs— <https://resource-bank.scholastic.co.uk/content/FREE-Julia-Donaldson-and-Axel-Scheffler-Home-Learning-Packs-40114>

Being me with Dug— <http://www.e-sgoil.com/earlyyears20/>

Book Bug— <https://www.scottishbooktrust.com/bookbug>


1. Blown Away by Rob Biddulph Online

Cosy up and listen to this wonderful online story:

<https://www.youtube.com/watch?v=I5cXmbbXcQQ>

Activity:

After listening to the story build an igloo /den using cushions, sheets, pegs etc. and cosy up and listen to the story again.



2. Make a Kite

Activity

Make a kite out of paper and thread/string/wool. If there is no wind, experiment with running around and seeing if you can make it fly a little bit. Make a different shaped kite – does one “fly better”, use a different material e.g. carrier bag/bin bag/cotton bag.

Throughout the Day

Talk about the weather during your daily exercise—is it windy? It is windy all the time or comes and go? Can the wind be useful (drying your clothes, pollinating flowers, moving leaves)?

Useful Words to Use

float
experiment
guess
predict
gust
breeze
pollination
materials



3. Counting and Sorting

Activity

Work together to find three things that are the same, make a group and talk about what makes them the “same”. Count the objects and explain that there are three. The number three means three things the same.

Throughout the Day

Gather household items, or things from a walk outside and together see if you can sort them into groups based on one similarity (maybe the colour, the size, the shape or the feel). Talk about what you are doing as you explore together.

Useful Words to Use

same
different
groups
three

Sing: 1, 2,3,4, 5 Once I Caught a Fish Alive.

“Remember these are only some ideas. Talk, play, let the child lead and most importantly have fun together!”

4. Make Up an Adventure Story

Activity

Ask your child where would they like to fly to?
Write it down or listen to them, ask them questions about their imaginary place/adventure.

Throughout the day

When doing jobs around the house, make up stories about different lands/islands you may land on—they could be real or imaginary.

Useful Words to Use

fantasy, imagination
tropical, lush
Icy, rocky
countries, Antarctic

5. Make Kite Sandwiches for Lunch

Activity

Make kite sandwiches with different healthy fillings. Talk about what makes a healthy sandwich and prepare them together. Talk about the shapes as you cut them into triangles and make kites or ask your child what shapes they would like to make.


Throughout the Day

You could make some other healthy snacks, like your child would do at nursery.


Some other snack art/snacks to try for more ideas:
www.hellowonderful.co
www.onelittleproject.com
www.lmld.org/food-art-ideas

Useful Words to Use

triangle
kite
diamond
cut
spread
taste
yummy
chew
bite
savoury



Other Ideas:




Questions You Might Ask...
 What kind of weather is good for flying a kite?
 What do you see and how does it feel on a windy day?
 How do the animals feel when they are flying through the air?
 Would you like to fly through the air on a kite?
 If you could go on an adventure, where would you like to fly to?
 Do you remember how many penguins are hanging onto the kite? (3)

Blowing Games (thinking about forces)
 Make up some games where you have to race against each other to blow the feather, piece of paper or ping pong ball across a table. The winner is the one who gets to the other side first.



“Be kind to yourself you are doing a great job.”

Sing and Dance
 Watch and join in with Mary Poppins—Let’s Go Fly a Kite:
<https://www.youtube.com/watch?v=zNSIer7jBWs>



Facts About Animals
 Using the internet you could find out more information about animals which your child likes.
 For example:
 National Geographic Kids <https://www.natgeokids.com/uk/>

